
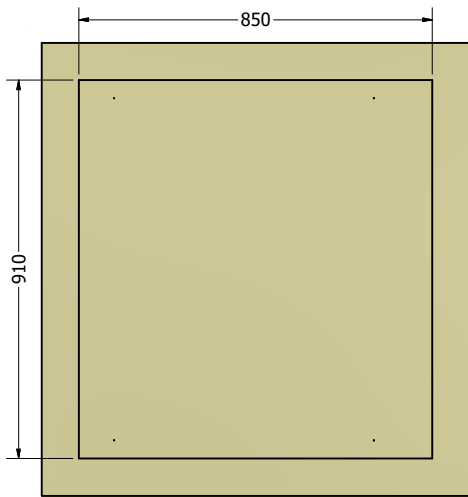
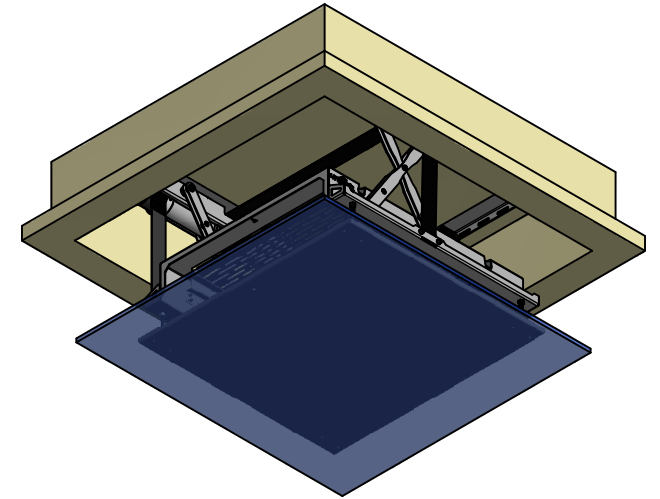
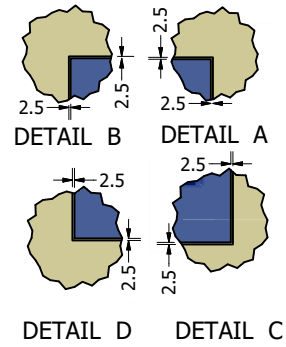
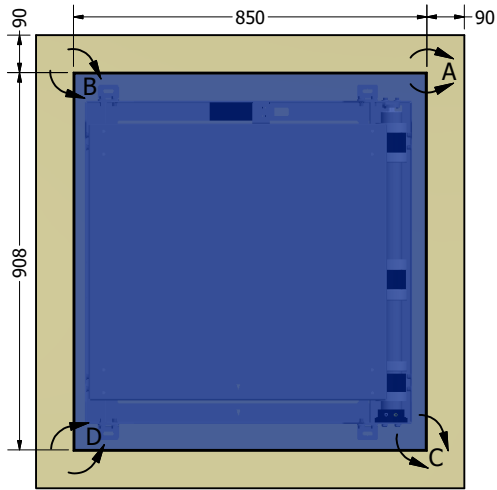


PLCV6.1 CEILING DETAILS



BEIGE: Suggested Ceiling Hole with inner dimensions 850x910 (WxL)

Blue= Suggested MDF or Plywood movable part of ceiling cover, with dimensions with dimensions 845x12x905mm (WxHxD), which must be mounted on the moving part of the lift.



CATEGORY	PROJECTOR CEILING LIFT - CEILING DETAILS	DRAWING TYPE	
MODEL	PLCV6.1	DRAFT	FINAL
FEATURE	DROP DOWN DISTANCE 300mm		X
COLOUR	POWDER COATING RAL9005 (BLACK BUFF)	REVERSION	DATE
DRAWING No	V1.1.10062020-VK	NO	